

GOVT. D.B. GIRLS' P.G. AUTONOMOUS COLLEGE

Raipur C.G.



Student Feedback on Curricular Aspects

REPORT

2016-17

Student Feedback on Curricular Aspects

Content:

- 1. Objectives**
- 2. Survey Methodology**
- 3. Participants Detail**
- 4. Analysis of Survey**
- 5. Findings and Survey Results**
- 6. Remarks**

1.Objectives-

One of the significant responsibilities of college is Curriculum Design and Development. College is considering student's needs and using their feedback in the development of relevant programs to suit the student's professional and personal needs. College introduces a wide range of program options and courses with certain core values that are in tune with the emerging national and global trends and relevant to the local needs. Apart from the wide range of academic flexibility, aspects on career orientation, multi-skill development, feedback system and involvement of stakeholders in the curriculum are updated to meet the expectations of students.

The objective of this feedback analysis is to collect data for our curriculum, syllabus and course content so that we can improve and accelerate in the main area of our education system. We want to focus on career-oriented syllabus design as well as on theoretical and practical aspects.

2. Survey Methodology-

Govt. D.B. Girls' P.G. Autonomous college, Raipur, is conducting many feedbacks/surveys on continuous basis. Student Feedback on Curricular Aspects is one among these surveys. This Feedback includes majorly the questionnaire about different programs curriculum of college. Apart from these aspects, the Feedback has included the reliability of assessment and evaluation process. The organization of feedback, questionnaire and the results are provided as follows.

We implemented Student Feedback in a feedback form during the year 2016-17 .

3. Participants Detail :-Total 294 students took part in this

feedback survey . Students from all faculties and classes get

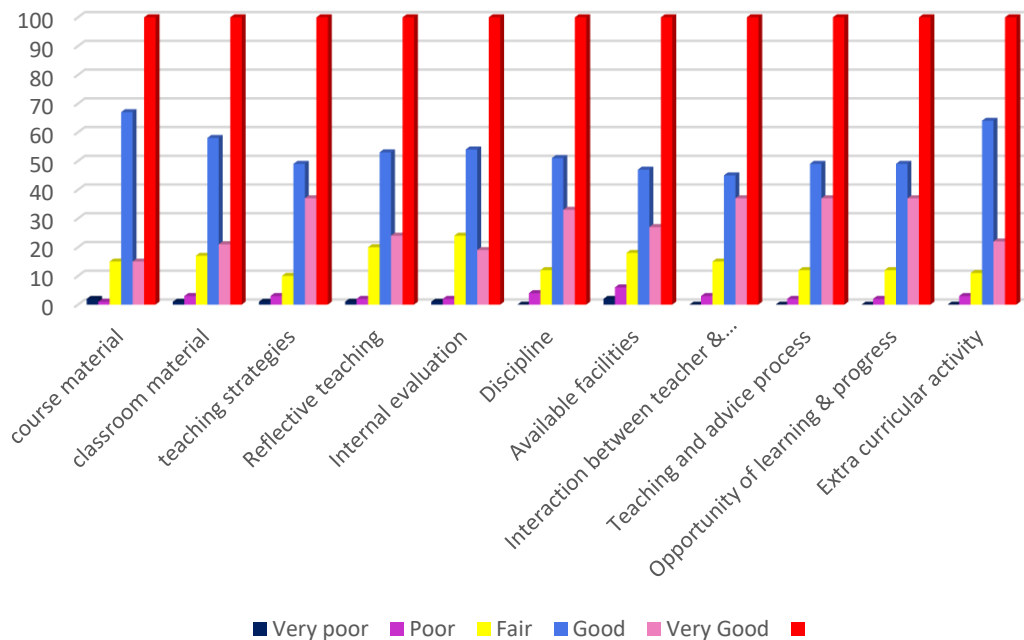
involved in it.

4. Analysis of Survey-2016-2017

Number of responses- 294 responses.

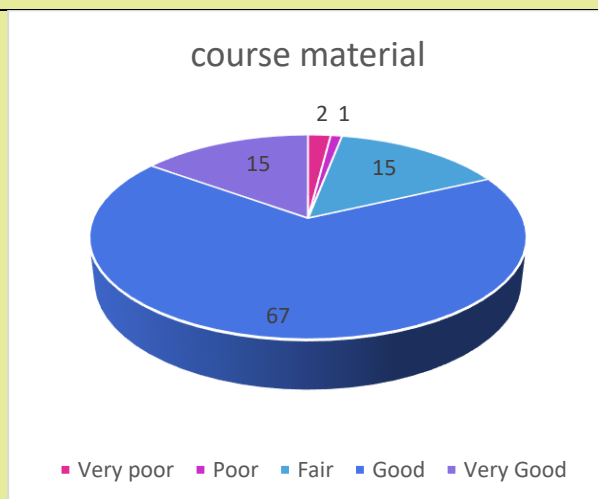
2016-2017		Very poor	Poor	Fair	Good	Very Good	
1	course material	2	1	15	67	15	100
2	classroom material	1	3	17	58	21	100
3	teaching strategies	1	3	10	49	37	100
4	Reflective teaching	1	2	20	53	24	100
5	Internal evaluation	1	2	24	54	19	100
6	Discipline	0	4	12	51	33	100
7	Available facilities	2	6	18	47	27	100
8	Interaction between teacher & students	0	3	15	45	37	100
9	Teaching and advice process	0	2	12	49	37	100
10	Opportunity of learning & progress	0	2	12	49	37	100
11	Extra curricular activity	0	3	11	64	22	100

Chart Title



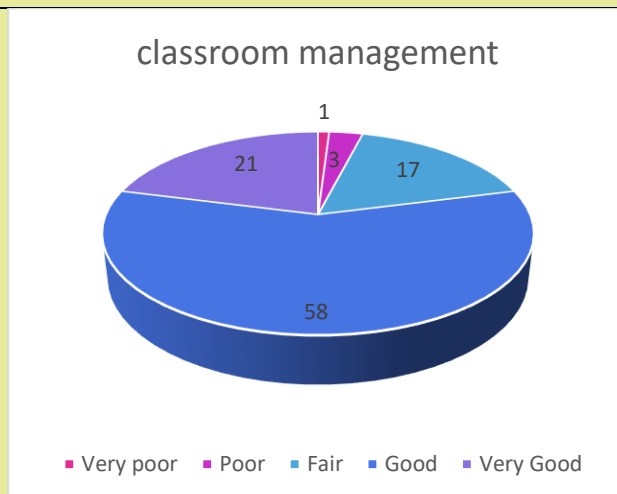
**Responses about parameter no 1 .
i.e. Course Material(पाठ्यक्रम सामग्री)**

Responses about course material	% of responses
Very poor	2
Poor	1
Fair	15
Good	67
Very good	15



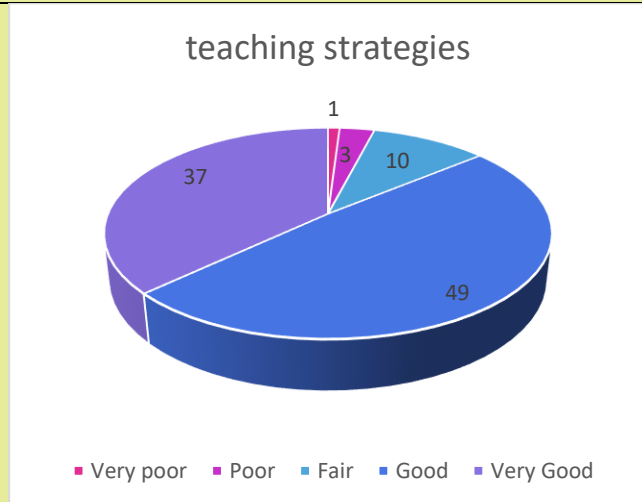
**Responses about parameter no 2 .
i.e. Classroom Management (कक्षा व्यवस्थापन)**

Responses about course material	%of responses
Very poor	1
Poor	3
Fair	17
Good	58
Very good	21



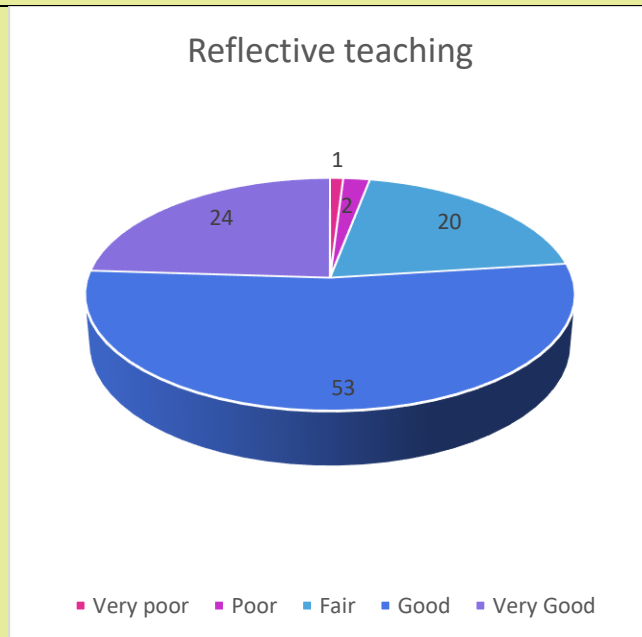
**Responses about parameter no 3 .
i.e. Teaching strategies (शिक्षण पद्धति)**

Responses about course material	%of. responses
Very poor	1
Poor	3
Fair	10
Good	49
Very good	37



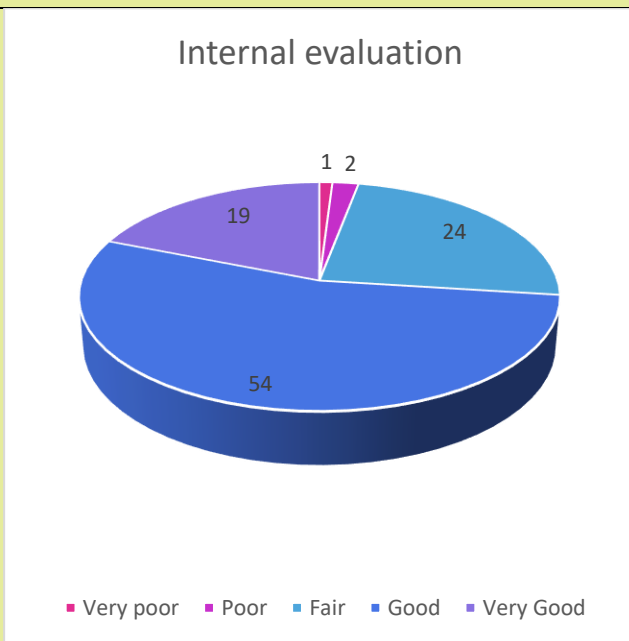
**Responses about parameter no 4 .
i.e. Reflective Teaching (शिक्षण का प्रभाव)**

Responses about course material	% of. responses
Very poor	1
Poor	2
Fair	20
Good	53
Very good	24



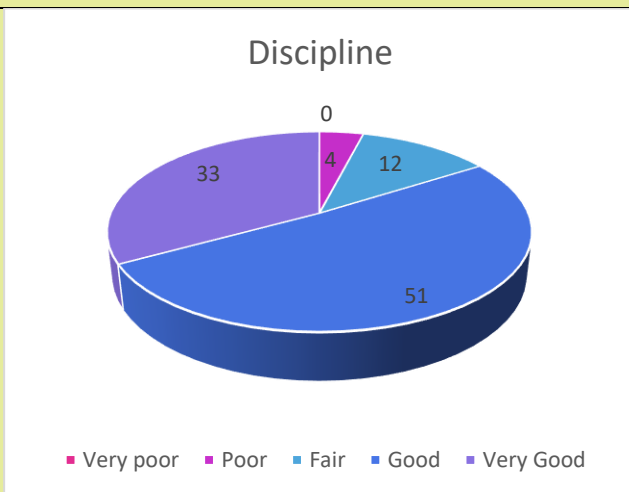
Responses about parameter no 5.
i.e. Internal evaluation (आंतरिक मूल्याङ्कन)

Responses about course material	%of. responses
Very poor	1
Poor	2
Fair	24
Good	54
Very good	19



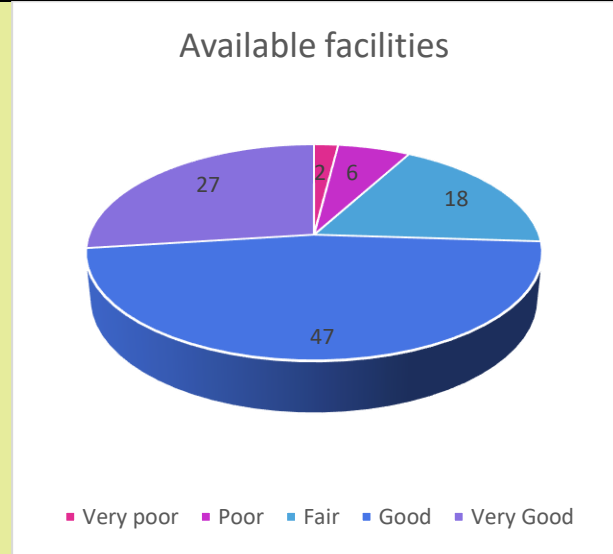
Responses about parameter no 6.
i.e. Discipline (अनुशासन)

Responses about course material	%of. responses
Very poor	0
Poor	4
Fair	12
Good	51
Very good	33



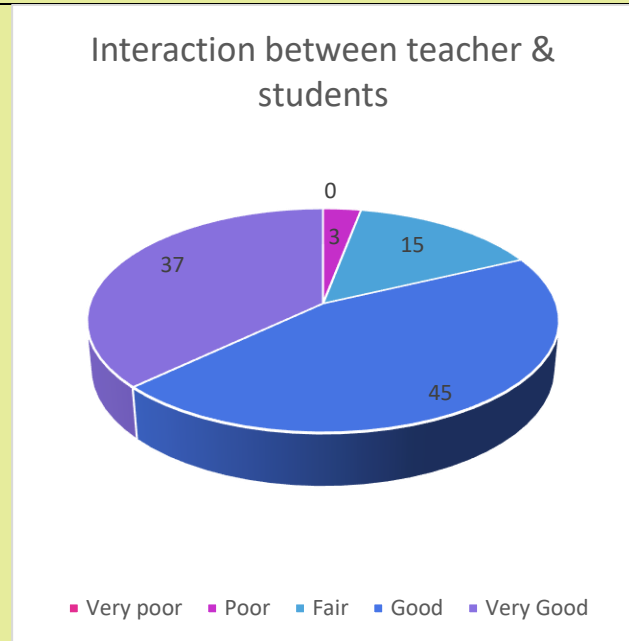
**Responses about parameter no 7.
i.e. Available Facilities (उपलब्ध सुविधाएँ)**

Responses about course material	%of. responses
Very poor	5
Poor	15
Fair	13
Good	44
Very good	23



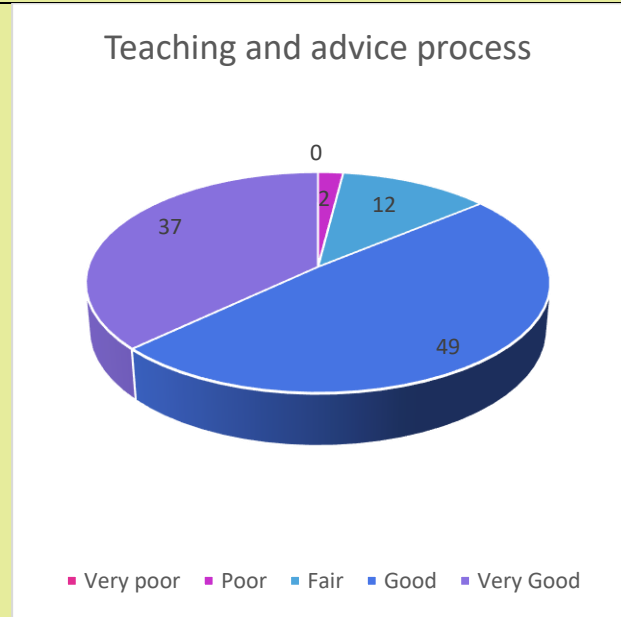
**Responses about parameter no.8
i.e. Interaction between teachers and students (शिक्षक छात्रा सम्बन्ध)**

Responses about course material	%of. responses
Very poor	0
Poor	3
Fair	15
Good	45
Very good	37



**Responses about parameter no 9.
i.e. Teaching and advice process
(शिक्षण एवं सलाह प्रक्रिया)**

Responses about course material	%of. responses
Very poor	0
Poor	2
Fair	12
Good	49
Very good	37



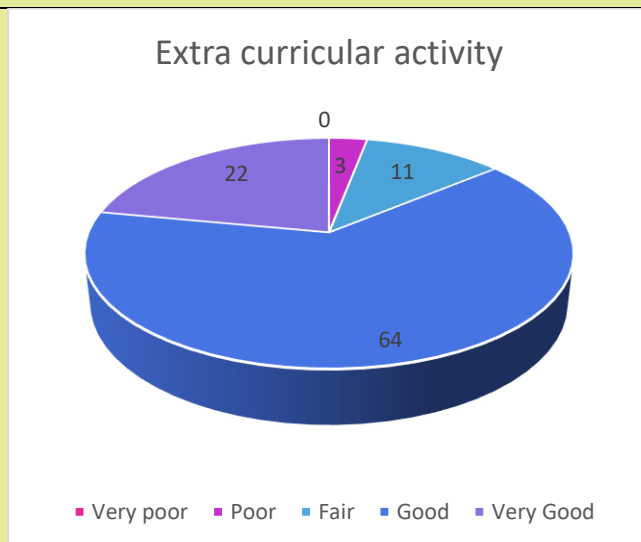
**Responses about parameter no 10.
i.e. Opportunity of learning and progress
(सीखने और बढ़ने का अवसर)**

Responses about course material	%of. responses
Very poor	0
Poor	2
Fair	12
Good	49
Very good	37



**Responses about parameter no 11.
i.e. Extra curricular activity(पाठ्येत्तर
गतिविधियाँ)**

Responses about course material	%of. responses
Very poor	4
Poor	8
Fair	17
Good	43
Very good	28




5. Findings and Survey Results:-

So as per the responses received 54 % students found that curriculum is good and 28% students said that its very good but according to 3 % students responded that it is poor and needs improvement . 0.7% found it very poor and 15% students found it fair enough .

6. Remarks –

- Need for updating syllabus.
- Entrepreneurship , value education is key ingredient of our curriculum .

- Most of the departments in our institution take students for Field visit .
- Students seminar and tests are taken on regular basis for Internal examination .



Principal
Govt. D. B. GIRLS P. G. College,
Raipur, Chhattisgarh
RAIPUR. (Chhattisgarh)